

J-Loc Hollow Shaft Solution

JIE Total Drive Solutions Provider

www.jie-drives.com

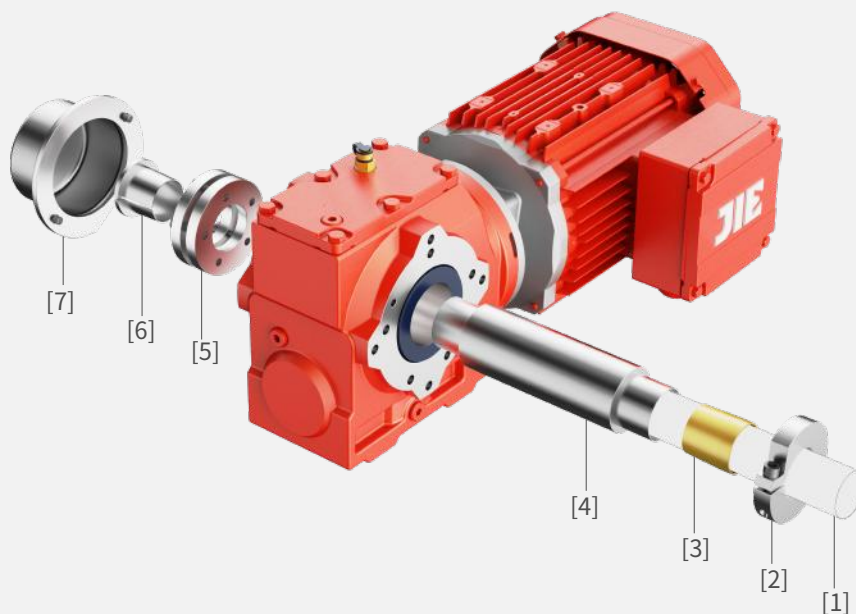
Structure Description

The J-Loc locking structure is used for achieving a keyless connection (friction connection) between the customer's shaft and the hollow shaft of the reducer.



Structure Advantages

- | | | | |
|------------------|-------------------|--------------------------|-----------------------------|
| 1 Customer shaft | 2 Clamping ring | 3 Tapered bronze bushing | 4 Hollow shaft in gear unit |
| 5 Shrink disc | 6 Tapered bushing | 7 Cover | |



1. Reduced customer cost as unprocessed material up to quality h11 can be used. There is no extra machining of the customer shaft required.
2. By using the same output shaft and replacing the bushings of different diameters, it is possible to quickly achieve the matching of shafts of different diameters.
3. Simple assembly
4. Quick disassembly
5. Stainless steel grades can be selected according to the requirements of service conditions

Product Range

J-Loc can be used for JRTF39-99 parallel shaft helical gearmotors, JRTK39-99 helical-bevel gearmotors and JRTS39-99 helical-worm gearmotors, with an output torque range of 92-4300Nm(814-38055 lb-in). Special design request must be submitted if necessary.

Reducer Categories	Metric			Imperial		
	Type	Standard Bore(mm)	Rated Torque(Nm)	Type	Standard Bore(in)	Rated Torque(lb.in)
* Parallel shaft helical gearmotor	JRTFT39	30	200	JRTFT39-IS	1.25"	1760
	JRTFT49	35	400	JRTFT49-IS	1.375"	3530
	JRTFT59	40	600	JRTFT59-IS	1.5"	5300
	JRTFT69	40	820	JRTFT69-IS	1.5"	7250
	JRTFT79	50	1500	JRTFT79-IS	2"	13200
	JRTFT89	65	3000	JRTFT89-IS	2.375"	26500
	JRTFT99	75	4300	JRTFT99-IS	2.75"	38000
Heli-cal-bevel gearmotor	JRTKT39	30	200	JRTKT39-IS	1.25"	1760
	JRTKT49	35	400	JRTKT49-IS	1.375"	3530
	JRTKT59	40	600	JRTKT59-IS	1.5"	5300
	JRTKT69	40	820	JRTKT69-IS	1.5"	7250
	JRTKT79	50	1550	JRTKT79-IS	2"	13700
	JRTKT89	65	2700	JRTKT89-IS	2.375"	23800
	JRTKT99	75	4300	JRTKT99-IS	2.75"	38000
Heli-cal-worm gearmotor	JRTST39	20	92	JRTST39-IS	0.75"	810
	JRTST49	30	170	JRTST49-IS	1.25"	1500
	JRTST59	35	295	JRTST59-IS	1.375"	2610
	JRTST69	40	520	JRTST69-IS	1.5"	4600
	JRTST79	50	1270	JRTST79-IS	2"	11200
	JRTST89	65	2280	JRTST89-IS	2.375"	20100
	JRTST99	75	4000	JRTST99-IS	2.75"	35300

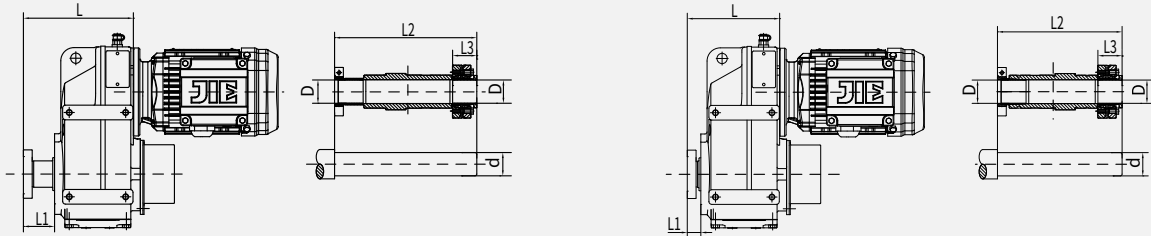
* Some JRTRF combinations require modified shaft covers due to input interferences.

J-Loc can be installed using a torque arm. A torque arm with the code "T" is intended for JRTK bevel gear-gear motors and JRTS worm gear pair-gear motors. A torque arm with the code "G" is intended for JRTF parallel shaft-gear motors.

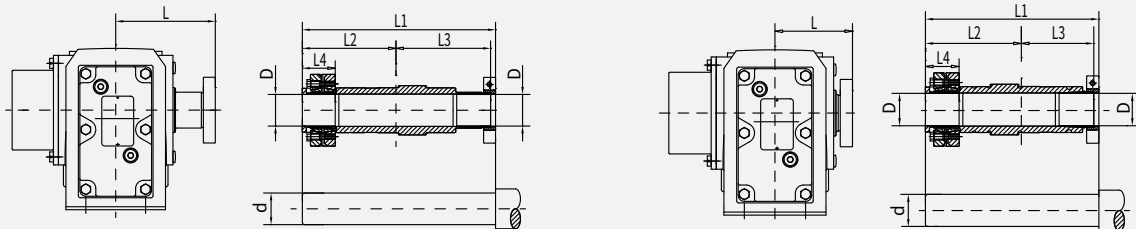
J-Loc is not suitable for use with models JRTKTF, JRTKTZ, JRTKT.B, JRTFTF, JRTFTZ, JRTFT.B, JRTSTF, and JRTSTZ.

J-Loc Hollow Shaft Solution

Metric & Imperial Output Shaft Options



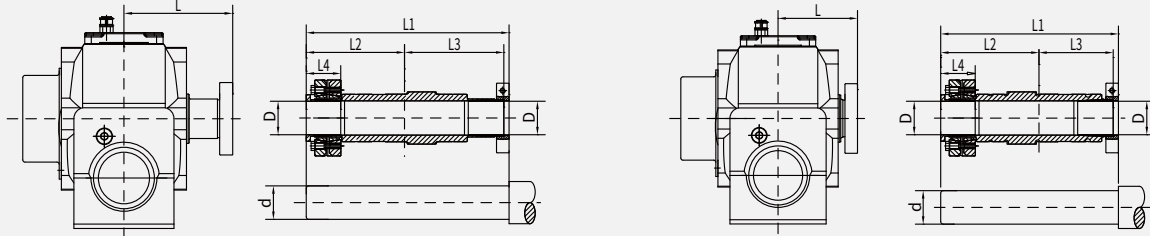
Type	Symmetrical						NON-Symmetrical					
	L	L1	L2	L3	D	d	L	L1	L2	L3	D	d
Metric												
JRTFT39	150	42.5	194	33	Φ30H7	Φ30h11	126	18.5	170	33	Φ30H7	Φ30h11
JRTFT49	175	45	232	37	Φ35H7	Φ35h11	150	20	207	37	Φ35H7	Φ35h11
JRTFT59	201	55	264	44	Φ40H7	Φ40h11	169	23	232	44	Φ40H7	Φ40h11
JRTFT69	213.5	55.5	276	44	Φ40H7	Φ40h11	181.5	23.5	245	44	Φ40H7	Φ40h11
JRTFT79	262	73	341	59	Φ50H7	Φ50h11	216	27	295	59	Φ50H7	Φ50h11
JRTFT89	302	81	388	66	Φ65H7	Φ65h11	249	28	335	66	Φ65H7	Φ65h11
JRTFT99	355	85	452	66	Φ75H7	Φ75h11	299	29	396	66	Φ75H7	Φ75h11
Imperial												
JRTFT39-IS	150	42.5	194	33	Φ1.25"H7	Φ1.25"h11	126	18.5	170	33	Φ1.25"H7	Φ1.25"h11
JRTFT49-IS	175	45	232	37	Φ1.375"H7	Φ1.375"h11	150	20	207	37	Φ1.375"H7	Φ1.375"h11
JRTFT59-IS	201	55	264	44	Φ1.5"H7	Φ1.5"h11	169	23	232	44	Φ1.5"H7	Φ1.5"h11
JRTFT69-IS	213.5	55.5	276	44	Φ1.5"H7	Φ1.5"h11	181.5	23.5	245	44	Φ1.5"H7	Φ1.5"h11
JRTFT79-IS	262	73	341	59	Φ2"H7	Φ2"h11	216	27	295	59	Φ2"H7	Φ2"h11
JRTFT89-IS	302	81	388	66	Φ2.375"H7	Φ2.375"h11	249	28	335	66	Φ2.375"H7	Φ2.375"h11
JRTFT99-IS	355	85	452	66	Φ2.75"H7	Φ2.75"h11	299	29	396	66	Φ2.75"H7	Φ2.75"h11



Type	Symmetrical						NON-Symmetrical							
	L	L1	L2	L3	L4	D	d	L	L1	L2	L3	L4	D	d
Metric														
JRTKT39	100	194	94	95	33	Φ30H7	Φ30h11	76	170	94	71	33	Φ30H7	Φ30h11
JRTKT49	118	232	114	113	37	Φ35H7	Φ35h11	93	207	114	88	37	Φ35H7	Φ35h11
JRTKT59	135	264	129	128	44	Φ40H7	Φ40h11	103	232	129	96	44	Φ40H7	Φ40h11
JRTKT69	141	276	135	134	44	Φ40H7	Φ40h11	110	245	135	103	44	Φ40H7	Φ40h11
JRTKT79	174	341	167	167	59	Φ50H7	Φ50h11	128	295	167	121	59	Φ50H7	Φ50h11
JRTKT89	198	388	190	190	66	Φ65H7	Φ65h11	145	335	190	137	66	Φ65H7	Φ65h11
JRTKT99	231	452	221	223	66	Φ75H7	Φ75h11	175	396	221	167	66	Φ75H7	Φ75h11
Imperial														
JRTKT39-IS	100	194	94	95	33	Φ1.25"H7	Φ1.25"h11	76	170	94	71	33	Φ1.25"H7	Φ1.25"h11
JRTKT49-IS	118	232	114	113	37	Φ1.375"H7	Φ1.375"h11	93	207	114	88	37	Φ1.375"H7	Φ1.375"h11
JRTKT59-IS	135	264	129	128	44	Φ1.5"H7	Φ1.5"h11	103	232	129	96	44	Φ1.5"H7	Φ1.5"h11
JRTKT69-IS	141	276	135	134	44	Φ1.5"H7	Φ1.5"h11	110	245	135	103	44	Φ1.5"H7	Φ1.5"h11
JRTKT79-IS	174	341	167	167	59	Φ2"H7	Φ2"h11	128	295	167	121	59	Φ2"H7	Φ2"h11
JRTKT89-IS	198	388	190	190	69	Φ2.375"H7	Φ2.375"h11	145	335	190	137	66	Φ2.375"H7	Φ2.375"h11
JRTKT99-IS	231	452	221	223	66	Φ2.75"H7	Φ2.75"h11	175	396	221	167	66	Φ2.75"H7	Φ2.75"h11

J-Loc Hollow Shaft Solution

Metric & Imperial Output Shaft Options



Type	Symmetrical							NON-Symmetrical						
	L	L1	L2	L3	L4	D	d	L	L1	L2	L3	L4	D	d
Metric														
JRTST39	96	186	90	91	28	Φ20H7	Φ20h11	76	166	90	71	28	Φ20H7	Φ20h11
JRTST49	100	194	94	95	33	Φ30H7	Φ30h11	76	170	94	71	33	Φ30H7	Φ30h11
JRTST59	118	232	114	113	37	Φ35H7	Φ35h11	93	207	114	88	37	Φ35H7	Φ35h11
JRTST69	135	264	129	128	44	Φ40H7	Φ40h11	104	233	129	96	44	Φ40H7	Φ40h11
JRTST79	174	341	167	167	59	Φ50H7	Φ50h11	128	295	167	121	59	Φ50H7	Φ50h11
JRTST89	200	392	192	192	66	Φ65H7	Φ65h11	150	342	192	142	66	Φ65H7	Φ65h11
JRTST99	220	432	212	212	66	Φ75H7	Φ75h11	170	382	212	162	66	Φ75H7	Φ75h11
Imperial														
JRTST39-IS	96	186	90	91	28	Φ0.75"H7	Φ0.75"h11	76	166	90	71	28	Φ0.75"H7	Φ0.75"h11
JRTST49-IS	100	194	94	95	33	Φ1.25"H7	Φ1.25"h11	76	170	94	71	33	Φ1.25"H7	Φ1.25"h11
JRTST59-IS	118	232	114	113	37	Φ1.375"H7	Φ1.375"h11	93	207	114	88	37	Φ1.375"H7	Φ1.375"h11
JRTST69-IS	135	264	129	128	44	Φ1.5"H7	Φ1.5"h11	104	233	129	96	44	Φ1.5"H7	Φ1.5"h11
JRTST79-IS	174	341	167	167	59	Φ2"H7	Φ2"h11	128	295	167	121	59	Φ2"H7	Φ2"h11
JRTST89-IS	200	392	192	192	66	Φ2.375"H7	Φ2.375"h11	150	342	192	142	66	Φ2.375"H7	Φ2.375"h11
JRTST99-IS	220	432	212	212	66	Φ2.75"H7	Φ2.75"h11	170	382	212	162	66	Φ2.75"H7	Φ2.75"h11

Bore Size

Metric and inch bores for J-LOC are available as shown below

Type	Imperial					metric					
ST39	0.625	0.6875	0.75	-	-	16	19	20	-	-	-
FT39, KT39, ST49	1.00	1.1875	1.25	-	-	25	30	-	-	-	-
FT49, KT49, ST59	1.1875	1.25	1.375	1.4375	-	30	35	-	-	-	-
FT59, KT59	1.375	1.4375	1.50	1.625	-	35	38	40	-	-	-
FT69, KT69, ST69	1.375	1.4375	1.50	1.625	1.6875	35	38	40	-	-	-
FT79, KT79, ST79	1.625	1.6875	1.75	1.9375	2.00	40	45	50	-	-	-
FT89, KT89, ST89	1.9375	2.00	2.375	2.4375	-	50	51	55	60	62	65
FT99, KT99, ST99	2.4375	2.75	2.9375	-	-	60	62	65	70	75	-

JRT GEAR UNITS & GEARMOTORS



JRTR
Helical Inline Gearmotors
Size: 09-189
Ratio: 3.37-289.74
Input power: 0.16-340HP
Output torque: 21-499633 lb-in



JRTF
Parallel Shaft Helical Gearmotors
Size: 29-169
Ratio: 3.77-281.71
Input power: 0.16-340HP
Output torque: 31-328333 lb-in

JRH INDUSTRIAL GEAR UNITS



JRHH
Parallel Shaft Gear Units
Size: 3-28
Ratio: 1.25-450
Input power: 5.85-14306HP
Output torque: 20341-12381600 lb-in



JRHB
Helical Bevel Gear Units
Size: 4-28
Ratio: 5-400
Input power: 3.81-6677HP
Output torque: 48642-12381600 lb-in

JRP PLANETARY GEAR UNITS



JRP
Planetary Gear Units
Size: 9-36
Ratio: 25-4000
Input power: 0.54-17597HP
Output torque: 194568-229994400 lb-in



JRP
Planetary Gear Units
Size: 01-8
Ratio: 3.08-3460
Input power: 0.03-261HP
Output torque: 8844-114972 lb-in

JRW WORM GEAR UNITS



JRSTD
IEC Worm Gear Units
Size: 25-150
Ratio: 5-100
Input power: 0.08-20HP
Output torque: 115-13716 lb-in



JRWND
NEMA Worm Gear Units
Size: 30-150
Ratio: 5-100
Input power: 0.08-20HP
Output torque: 115-13716 lb-in

JD THREE PHASE ASYNCHRONOUS MOTORS



JDC, JCS Servo Motors & Drives
Power: 0.54-10HP
Output Torque: 11-425 lb-in
Input power: 1AC 220V/3AC 380V
Communication: Pulse, EtherCAT, Profinet



JDL
Asynchronous Servo Motor
Torque: 22-1770N.m
Speed: 1200r/min-3000r/min

JC INTELLIGENT DRIVE SOLUTIONS



JC
Intelligent Drive Solutions
 Industrial Drive Solutions incl Reducers, Motors, Converters, Sensors, Internet of Things, etc.



JCMC VFD Gearmotors
Size: 175-255
Power: 1-7HP
Input Power: 3AC 380-440V
Output Frequency: 0-200Hz
Communication: ModbusRTU, Profinet, ASi

MORE OPTIONS



JRES(R, K)
Stainless Steel Helical Gearmotors
Size: 37-67
Ratio: 3.41-199.81
Input power: 0.24-10HP
Output torque: 106-8048 lb-in



JRES
Stainless Steel Worm Gearmotors
Size: 30-90
Ratio: 7.5-100
Input power: 0.08-5.4HP
Output torque: 23-4053 lb-in



JRGC
Transfer Case
Size: 0401, 1501
Ratio: 0.589, 0.659, 0.756, 0.825
Max. Output Torque(Pump): 12303 lb-in
Max. Output Torque(Working Shift) 353760 lb-in



JN
Agricultural Machinery Gear Units
Ratio: 0.364-2.33
Input Speed: 800r/min
Efficiency: ≥96%



JRTK
Helical-Bevel Gearmotors
Size: 39-189
Ratio: 3.98-197.37
Input power: 0.16-272HP
Output torque: 88-555403 lb-in



JRTS
Helical-Worm Gearmotors
Size: 39-99
Ratio: 3.97-288
Input power: 0.16-30HP
Output torque: 88-43336 lb-in



JRTW
Helical Face Gearmotor
Size: 10-30
Ratio: 6.57-75
Input power: 0.12-1.5HP
Output torque: 221-619 lb-in



JRHD
Bucket Elevator Gear Units
Size: 5-16
Ratio: 25-71
Input power: 21.8-1775HP
Output torque: 97284-1530012 lb-in



JRHO
Palm Oil Gear Units
Size: 310
Ratio: 56, 80
Input power: 144, 191HP
Output torque: 663300 lb-in



JRHA
Cooling Tower Gear Units
Size: 166
Ratio: 14
Input power: 310HP
Output torque: 185724 lb-in




JRPH
Rotary Planetary Gear Units
Size: 08-100
Ratio: 3.4-2000
Input power: 102-340HP
Output torque: 70752-884400 lb-in




JRP RV
Inline Planetary Gear Units
Ratio: 3-100
Backlash: 1-3/3-5/5-7arc-min
Torque: 53-29185 lb-in



JRP RE
Right Angle Planetary Gear Units
Ratio: 3-100
Backlash: 4-9/6-11arc-min
Torque: 106-16980 lb-in



JRWNE
Double Reduction Units
Size: 25/30-63/150
Ratio: 100-5000
Input power: 0.08-2HP
Output torque: 257-23628 lb-in



JRKM, JRKB
Hypoid Gear Units
Size: 28-68
Ratio: 7.5-300
Input power: 0.1-15HP
Output torque: 708-6637 lb-in



WPA
Worm Gears
Size: 40-250
Ratio: 10-60
Input power: 0.16-45HP
Output torque: 168-24292 lb-in



JD-IEC
IEC Standard Motors
Size: 63-315
Power: 0.16-272HP
Efficiency: IE3 IE4 IE5



JD-NEMA
NEMA Standard Motors
Size: 56C-365TC
Power: 0.16-30HP
Efficiency: NEMA Premium



JD-B
Explosion-Proof Motors
Size: 80-315
Power: 0.75-272HP
Explosion-Proof Grade: Exib II BT4
Efficiency: IE3 IE4 IE5



JCI Intelligent Monitoring System
Power: AC220V, DC24V
Communication: Wifi, 4G, RS485
Items: Vibration, Temperature, Pressure, Current
Deployment: Public Cloud, Private Cloud



JCME Distributed VFDS
Size: 175-255
Power: 1-7HP
Input power: 3*AC380-440V
Output Frequency: 0-200Hz
Communication: Profinet, ModbusRTU, ASI



JCF VFDS
Size: 175-355
Power: 1-74HP
Input power: 1*AC220/3*AC400V
Communication: Profinet, EtherCAT, CANOPEN



JRTH, JRTHV
Front&Rear Roller Gearboxes
Size: 18-60
Ratio: 3-1800
Input power: 0.13-10HP
Output torque: 14-29136 lb-in



JRSS
Screw Lifters
Size: 35-150
Ratio: 5-40
Input power: 0.26-22HP
Lift Capacity: 1102-57431 lb-in



JRTHM
Spiral Bevel Right Angle Units
Size: 2-25
Ratio: 1-5
Input power: 0.019-455HP
Input Speed: 10-1450r/min



JPF
Front&Rear Roller Gearboxes
Size: 1706-2012
Ratio: 3.04-33.568
Input power: 2-4HP
Output torque: 974-2407 lb-in



JEC
Escalator Units
Size: 2-15, 2-25
Ratio: 24.5
Efficiency: ≥96%
Working Life: 146000h
Output torque: 31219-45547 lb-in



JIE Intelligent Drive Solutions Provider
 For more products, please contact JIE.
 (Inch)



JIE JDRIVE

No.1, JIE Road, Hangzhou,
Zhejiang, China
Tel.: +86 571 8299 1111
E-mail: jie@jie.com.cn
Web.: www.jiedrive.com

JIE USA

279 Madsen Drive Ste 101
Bloomington IL 60108
Tel.: +1 630 580 9986
E-mail: info@jie-drives.com
Web.: www.jie-drives.com

JIE CANADA

130 Rue de l'Émissaire Drummondville,
Québec J2E 1S4 Canada
Tel.: +1 819 850 9886
E-mail: info@jie-drives.com
Web.: www.jie-drives.com

JIE EURONORM

Hub van Doorneweg 8, 2171 KZ
Sassenheim, Netherlands
Tel.: +31 252 228 850
E-mail: info@jie-euronorm.com
Web.: www.jie-euronorm.com